

## OFK-23 Small wheels



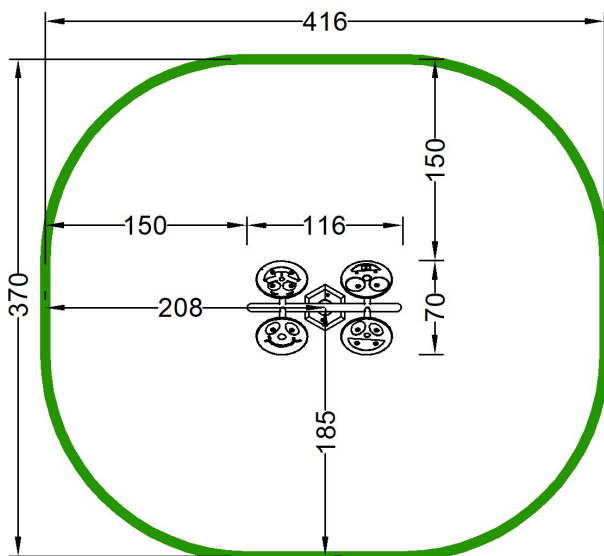
EN

Technical data	
Device size	0,70 x 1,16 m
Device height	1,25 m
Impact area dimensions	3,70 x 4,16 m
Impact area	13,45 m <sup>2</sup>
Free fall height (HIC)	-
Maximum user's weight	100 kg
Users group	children and youth
Norm	PN-EN 1176-1:2017-12
Manufacturing country	Poland

### Material specification

Construction	pipe 114,3 mm, powder coated
Others	pipes 60,3 mm, powder coated
Connections	stainless steel
Standard colors	lime green (NCS 1070-G50Y) i dark blue (RAL 5003)
Foundation	Device anchored in the ground on a prefabricated concrete foundation or poured concrete of class min. C20/25, 5 cm below the ground level

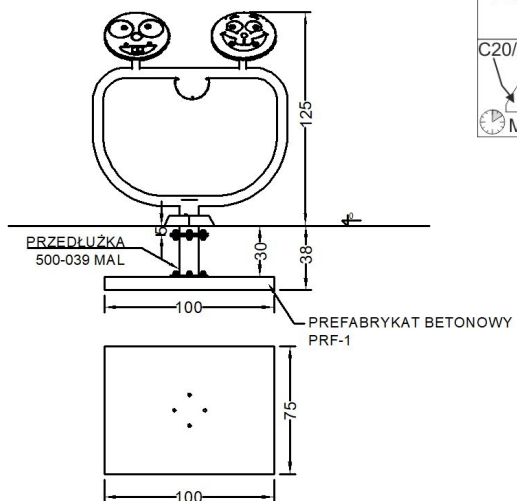
### Device and impact area dimensions



### Methods of installation (2)

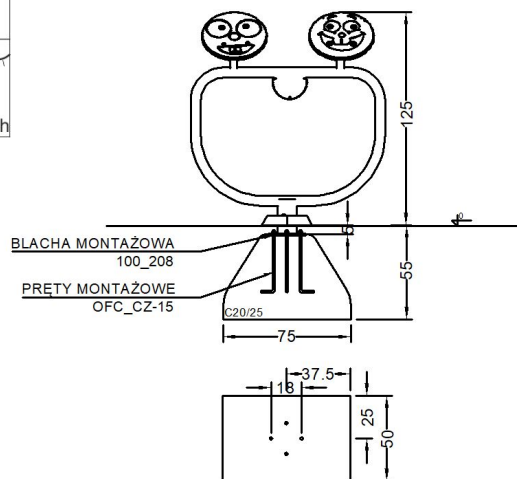
#### Prefabricated foundation

- 4xM16
- 24
- 2x



#### Cast-in-place foundation

- 4xM16
- 24
- 2x
- C20/25
- Min. 48h



## Maintenance manual

### **Routine inspection:**

Visual inspection device is intended to detect visible damage and risks that could arise for reasons such as: misuse, vandalism or weather conditions. Inspection frequency - 1/week. First inspection before first using:

Protect equipment from use and remove assembly aids until commissioning. Check the tightness of the connections, especially the foundation screws.

NOTE 1 For outdoor fitness installed in areas with intensive use of equipment, and also in areas characterized to frequent damage caused by vandalism, may be required daily inspection.

NOTE 2 During the inspection routine and operational should pay attention to: cleanliness, level ground state of the ground, exposed (mobile) foundations, sharp edges, missing parts, excessive used (mobile and disperse the parts), structural strength of construction.

### **Operational control:**

More accurate than a routine inspection of facilities for checking the functionality and stability of exercise equipment. You should do this every 1 to 3 months according to guidance of manufacturer.

### **Main annual inspection:**

Control of defining the overall condition for safe exploiting of equipment (main annual review).

NOTE 3 Main annual inspection may need to dig or decompose (spin) of individual equipment or their parts.

The annual inspection should be performed by the manufacturer or an authorized repairer Outdoor Fitness Center. Submissions annual inspection the following address: [fitness@outdoorfitness.pl](mailto:fitness@outdoorfitness.pl)

### **Failures**

In the absence of damage or exploiting of the device must be immediately replaced or repaired. If this is not possible, secure the unit before use. Contact the site Outdoor Fitness Center: [fitness@outdoorfitness.pl](mailto:fitness@outdoorfitness.pl). Use only original spare parts. Repair and replacement of parts may only make the manufacturer or its authorized representative.